



# Streamline Firearm Sales with FastBound



**FASTBOUND**  
FIREARMS COMPLIANCE SOFTWARE

*Charles Owen, Paladin*  
*Chief Experience Officer*  
August 18, 2020

## ***WHAT YOU'LL LEARN***

- FastBound introduction
- The integration with FastBound
  - How the integration simplifies firearm sales
  - Integration setup
  - Acquiring firearms (PO receiving)
  - Disposing firearms (Invoice/Quote)
  - FFL firearm transfer
- How to get started

## Introductions



Charles Owen  
*Chief Experience Officer*



Jason Smith  
*Founder & CEO*



## Introduction to FastBound



- FastBound's FFL software provides guaranteed compliance for firearm acquisition and disposition (A&D), an electronic bound book, and an electronic 4473 form.
- Paladin integrates with FastBound so you can receive and sell firearms in Paladin while simultaneously updating FastBound.

## The Integration with FastBound

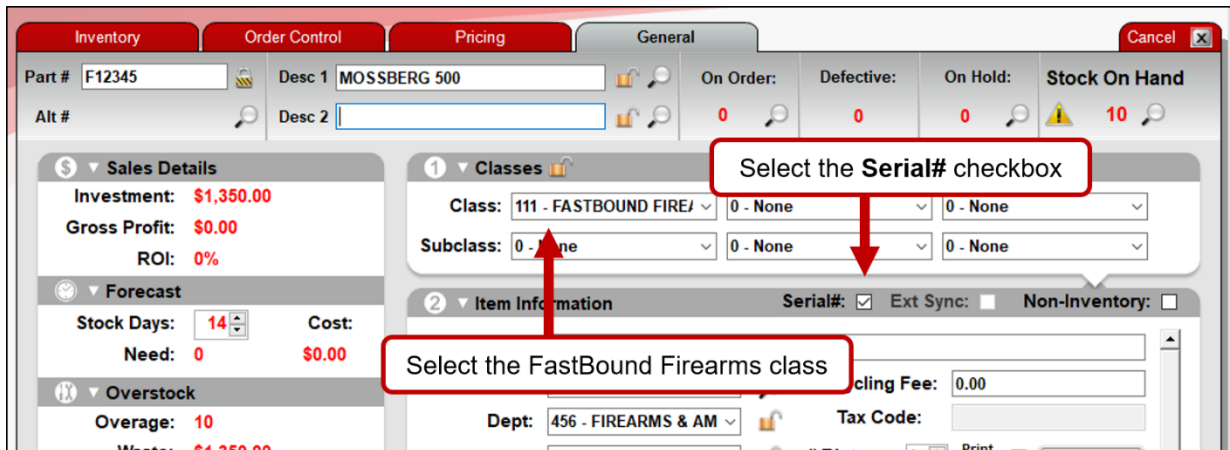


- Paladin collects A&D data when you receive and sell firearms.
- FastBound is updated automatically, eliminating duplicate entry, reducing human error, and saving you time.
- All firearm A&D data and FFL/firearm contacts are maintained in FastBound.

Paladin ↔ FastBound integration

How it works

## Integration setup: A&D firearm inventory items



Inventory Order Control Pricing General

Part # F12345 Desc 1 MOSSBERG 500 On Order: 0 Defective: 0 On Hold: 0 Stock On Hand 10

Alt # Desc 2

Sales Details

Investment: \$1,350.00

Gross Profit: \$0.00

ROI: 0%

Forecast

Stock Days: 14 Cost: \$0.00

Need: 0

Overstock

Overage: 10

Classes

Class: 111 - FASTBOUND FIRE/ 0 - None 0 - None

Subclass: 0 - None 0 - None 0 - None

Item Information

Serial#: ☒ Ext Sync: ☐ Non-Inventory: ☐

Dept: 456 - FIREARMS & AM

Tax Code:

Shipping Fee: 0.00

Print

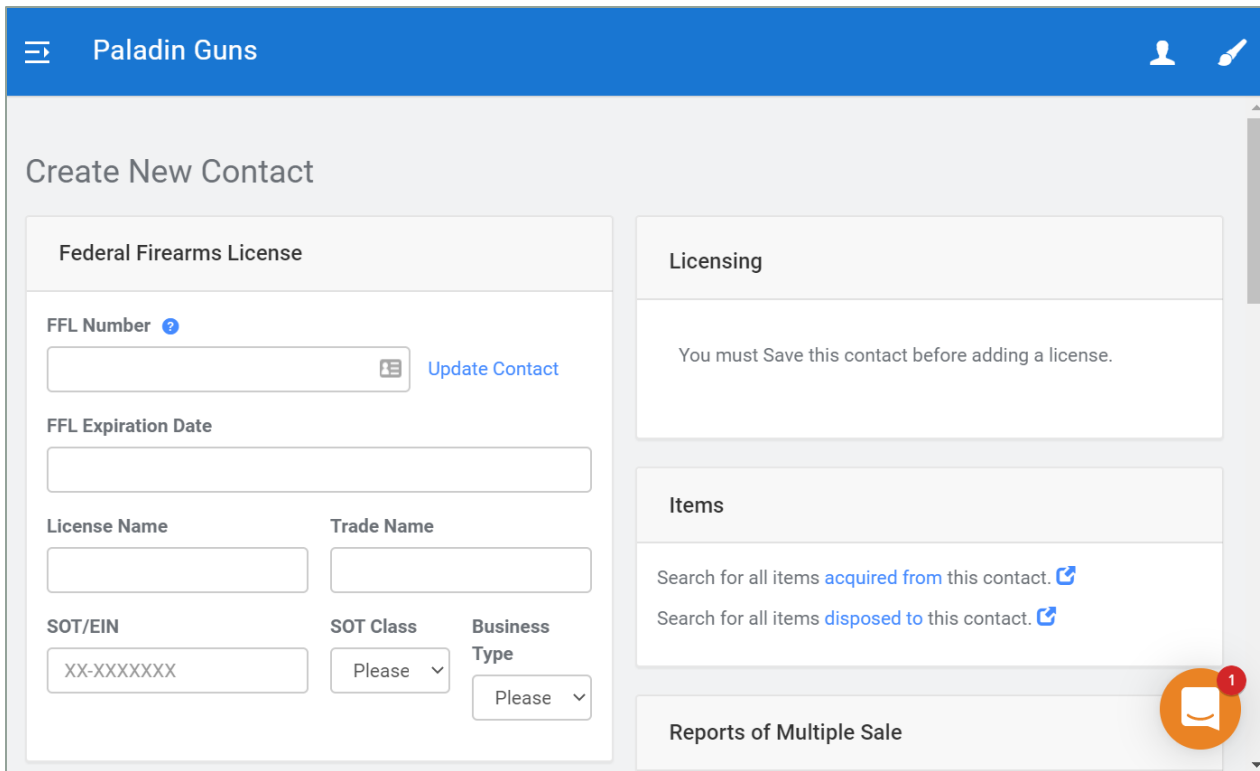
Cancel

Select the **Serial#** checkbox

Select the FastBound Firearms class

- Designate a class **only for** inventory items that will be acquired and disposed of in FastBound.
- Turn on serialization.
- For each A&D firearm item (part number) in your inventory:
  - Assign the dedicated A&D firearm class.
  - Select the **Serial #** checkbox.

## Integration setup: FFL/firearm suppliers



Paladin Guns

### Create New Contact

**Federal Firearms License**

FFL Number [?](#)

[Update Contact](#)

FFL Expiration Date

License Name

Trade Name

SOT/EIN

SOT Class

Please ▾

Business Type

Please ▾

**Licensing**

You must Save this contact before adding a license.

**Items**

Search for all items [acquired from](#) this contact. [🔗](#)

Search for all items [disposed to](#) this contact. [🔗](#)

**Reports of Multiple Sale**

- In FastBound, create contacts for all FFLs and organizations that supply your store with firearms.
- In Paladin, add firearm suppliers.
- **Note:** Suppliers in Paladin are not linked to FastBound contacts.

## Integration setup: Sync firearms already acquired



- If you are already selling firearms, Paladin maintenance tools will help you record and sync your currently acquired firearms in Paladin and FastBound.
- When the initial setup is complete, Paladin Support will turn on the Paladin—FastBound integration.

## Acquiring firearms during receiving



- When you receive a purchase order that contains firearms, Paladin prompts for each firearm's acquisition details.
- When you're done, the firearms are automatically acquired in FastBound.

## Acquiring firearms: Enter serial numbers

Paladin Point of Sale

File Edit Maintain Tasks Reports Help

1 Invoice/Quote 2 Customers 3 Inventory 4 PO 5 Reports 6 Backup 7 Exit 8 Your Local Hardware 9 Store Manager 14-Aug-20

Receive PO Confirm Receive Cancel

PO # 170 Supplier 10 - FIREARM SUPPLIER Address 2 Phone 123-456-789

EDI Address 1 100 DUSTY DRIVE City/State/Zip NICE CITY, TX, 12345 Fax 999-888-777

Del	Part Number	Description	ORD/REC	Receive	Cost	Extension
<input checked="" type="checkbox"/>	F12345	MOSSBERG 500				
	F12345	Old Cost: \$135.000 Old Sell: \$325.00 Mar Ref Mar: 00% New Sell: \$325.00 Mar				

Update PO Order Quanti  
Add Serial #  
Find Next Serial # Warning  
Copy (Ctrl + C)

Right-click and select **Add Serial #**

Add/Remove Serial Numbers Cancel

Add 2 serial numbers

Enter Serial #:

Serial # Status

Add Edit Remove

F12 Finish

F1 Advanced Lookup F2 Add Note F3 Zero Qty Received F4 Display Open

All Inventory Find PO RF Receiving Process

\$ 270.00

- When you receive firearms, you must enter or scan their serial numbers.
- Serial numbers are recorded in Paladin and FastBound.

## Acquiring firearms: Enter acquisition details

Paladin Point of Sale

File Edit Maintain Tasks Reports Help

1 2 3 4 5 6 7 8 9 AUG 2020 13

Invoice/Quote Customer Manager 13-Aug-20

**FastBound Acquire** Cancel

Enter Information for FastBound Acquisition - Item 1 of 2

Include: ☒ FFLs ☐ Organizations ☐ Other Filter

\* FastBound Contact GUN MAKER

\* Serial Number RM12345A

\* Acquisition Type Purchase \* Manufacturer Remington Arms

\* Item Type Shotgun \* Model Mossberg 500

PO Number 169 Cost 135 \* Caliber

Item Note Part Number F12345 - MOSSBERG 500

Item Number Country of Manufacture

Barrel Length Importer

Total Length Location

Condition Manufacturer Part Number

Price UPC

Cancel OK

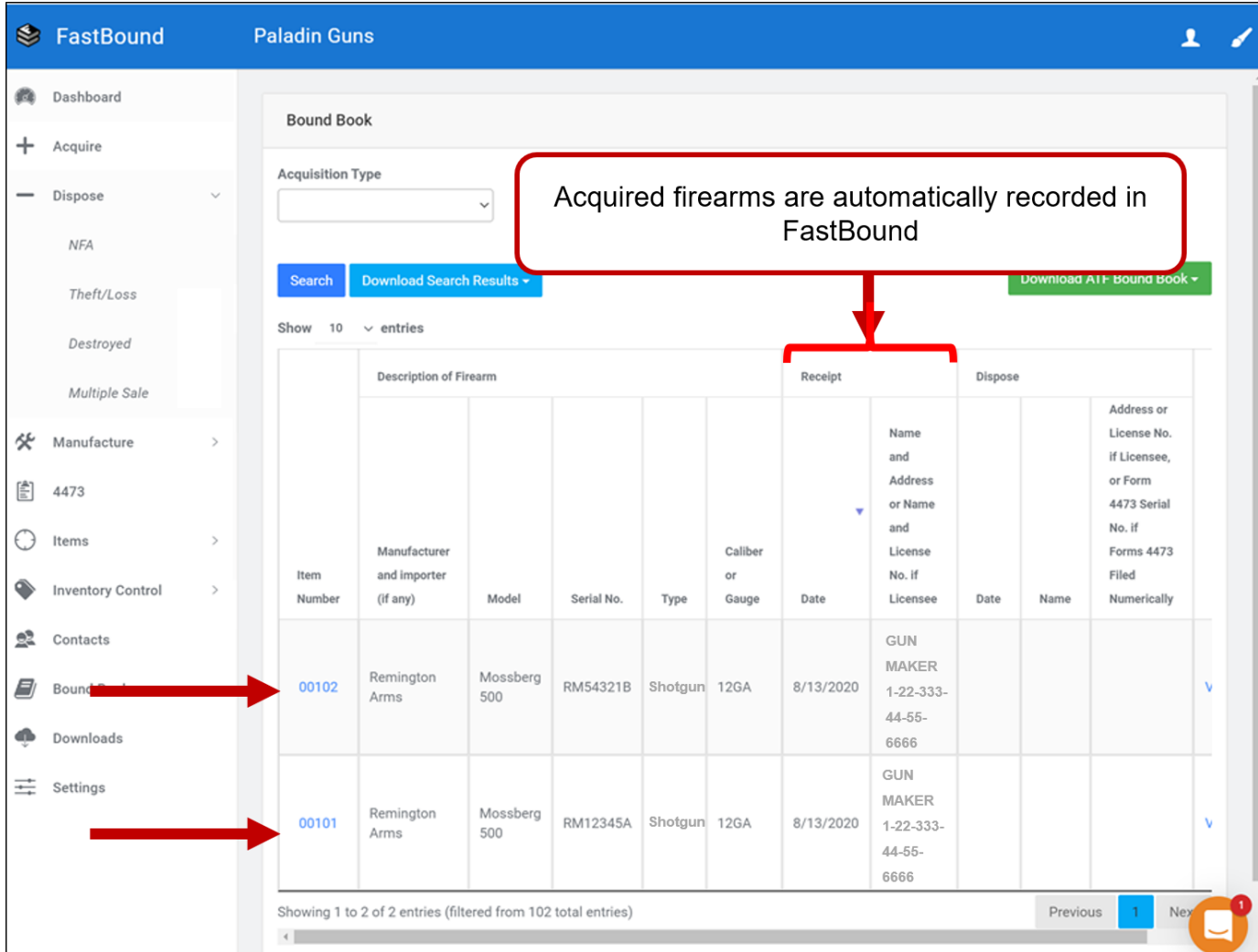
70.00

270.00

Process Attach File View File Resend PO Reprint PO Print Receiving Undo Receiving

- To complete the receiving process, you must enter the acquisition data for each firearm.
- The contacts list is retrieved from FastBound.
- Lists of common values, such as caliber and item type, are provided to help with consistency.

# Acquiring firearms: FastBound is automatically updated



FastBound Paladin Guns

Bound Book

Acquisition Type

Search Download Search Results Download All Bound Book

Show 10 entries

Description of Firearm						Receipt		Dispose		
Item Number	Manufacturer and importer (if any)	Model	Serial No.	Type	Caliber or Gauge	Date	Name and Address or Name and License No. if Licensee	Date	Name	Address or License No. if Licensee, or Form 4473 Serial No. if Filed Numerically
00102	Remington Arms	Mossberg 500	RM54321B	Shotgun	12GA	8/13/2020	GUN MAKER 1-22-333-44-55-6666			
00101	Remington Arms	Mossberg 500	RM12345A	Shotgun	12GA	8/13/2020	GUN MAKER 1-22-333-44-55-6666			

Showing 1 to 2 of 2 entries (filtered from 102 total entries)

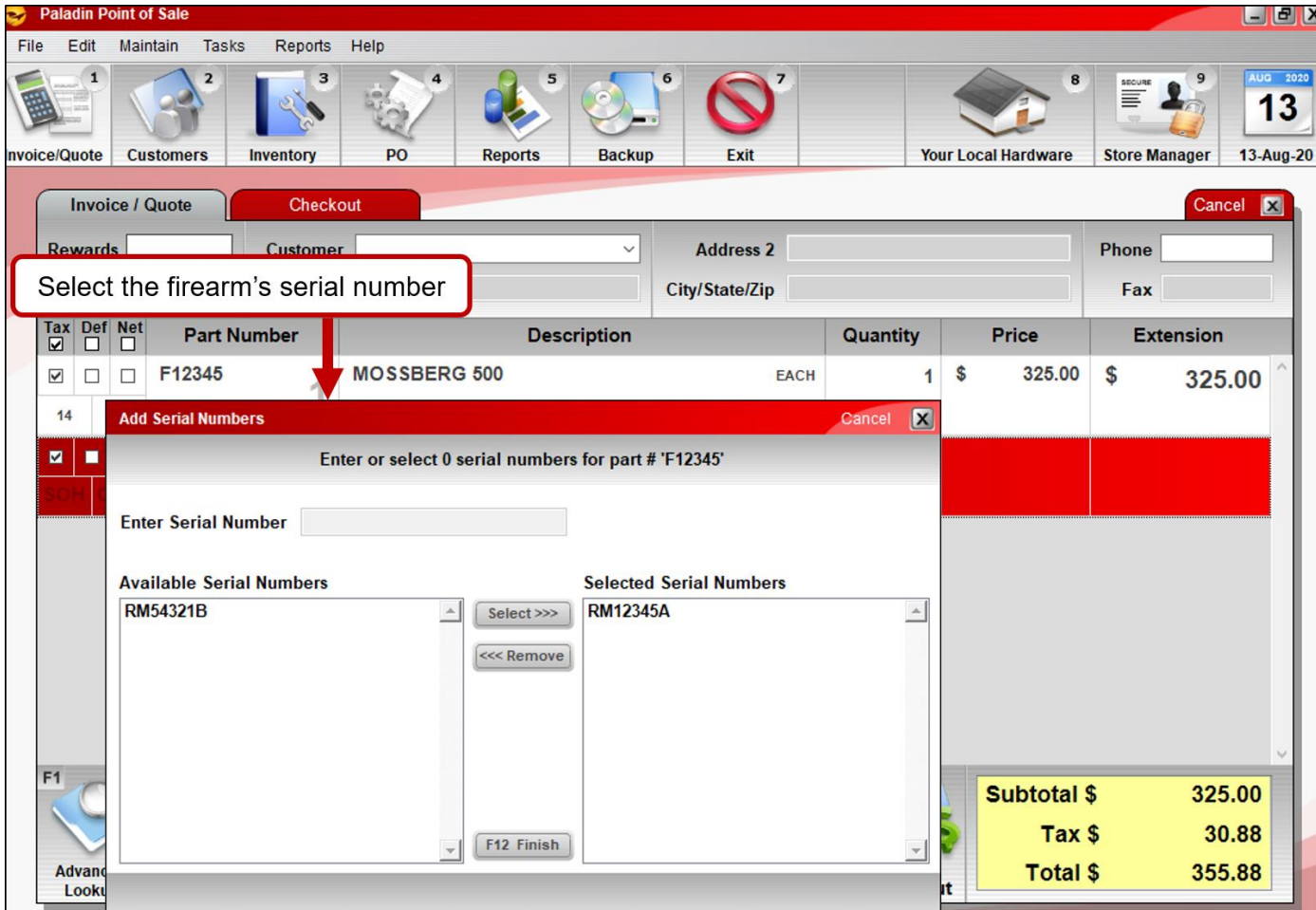
- When you complete the receiving process, firearm acquisition details are automatically recorded in FastBound.
- Paladin does not maintain acquisition data.

## Disposing firearms when you make a sale



- When you sell a firearm, Paladin collects disposition information for each firearm sold.
- The disposition data is recorded in FastBound and the firearm is automatically disposed, unless there is a waiting period.
- Locations with a waiting period must dispose the firearm in FastBound when the buyer receives it.

## Disposing firearms: Select firearm serial numbers



Paladin Point of Sale

File Edit Maintain Tasks Reports Help

1 Invoice/Quote 2 Customers 3 Inventory 4 PO 5 Reports 6 Backup 7 Exit 8 Your Local Hardware 9 Store Manager 13-Aug-20

Invoice / Quote Checkout Cancel

Rewards Customer Address 2 Phone City/State/Zip Fax

Select the firearm's serial number

Tax	Def	Net	Part Number	Description	Quantity	Price	Extension
<input checked="" type="checkbox"/>	<input type="checkbox"/>	<input type="checkbox"/>	F12345	MOSSBERG 500	1	\$ 325.00	\$ 325.00

14 Add Serial Numbers Cancel

Enter or select 0 serial numbers for part # 'F12345'

Enter Serial Number

Available Serial Numbers Selected Serial Numbers

RM54321B RM12345A

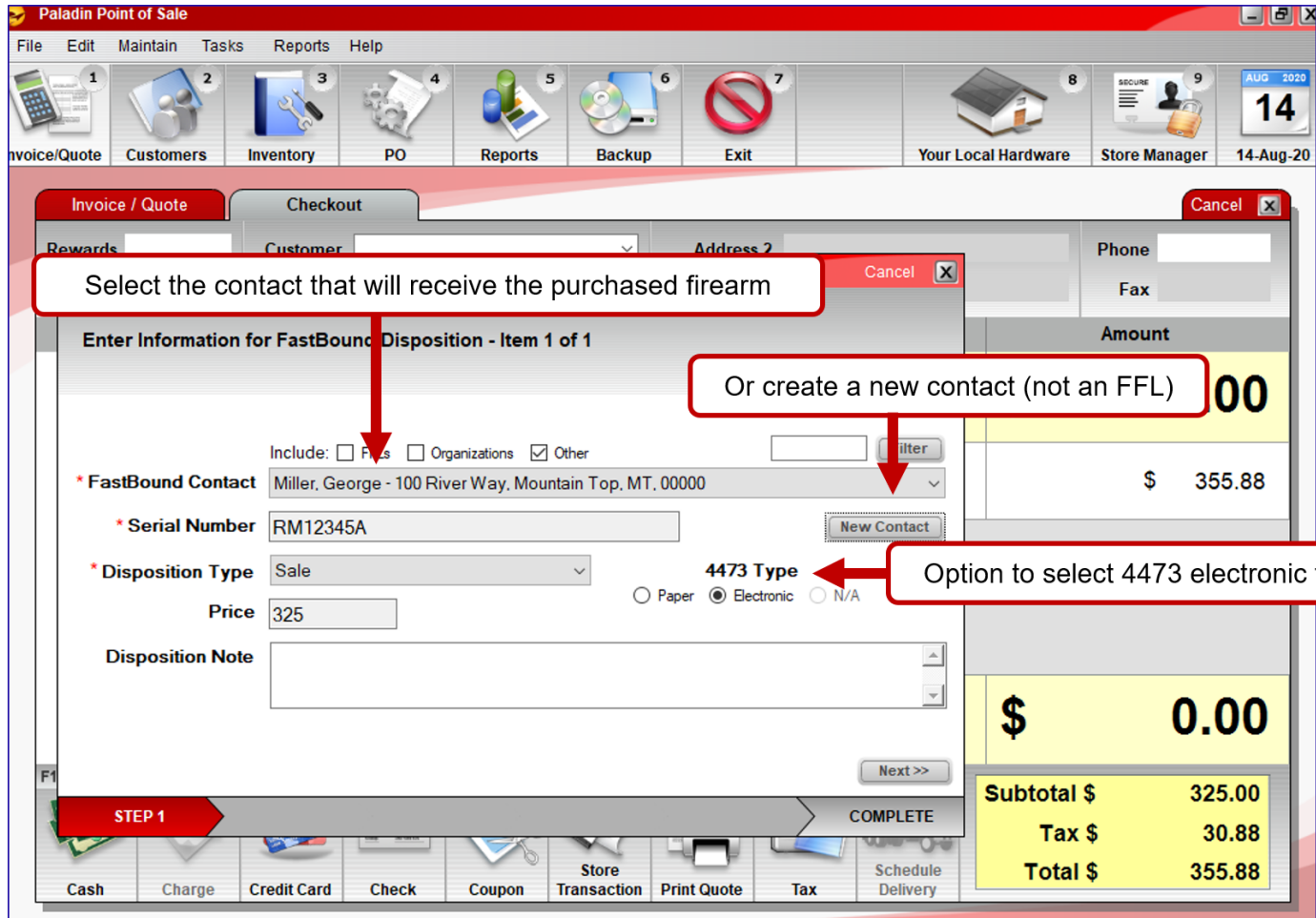
Select >>> <<< Remove

F12 Finish

Subtotal \$ 325.00  
Tax \$ 30.88  
Total \$ 355.88

- When you sell a firearm, you must select the serial number.
- Paladin uses the serial number and part number to associate the sale with the acquired firearm in FastBound.
- You can add additional items as well as background check fees, etc. to the invoice.

## Disposing firearms: Create/select contact



Paladin Point of Sale

File Edit Maintain Tasks Reports Help

1 Invoice/Quote 2 Customers 3 Inventory 4 PO 5 Reports 6 Backup 7 Exit 8 Your Local Hardware 9 Store Manager 14-AUG-2020

Invoice / Quote Checkout Cancel X

Rewards Customer Address 2 Phone Fax

Enter Information for FastBound Disposition - Item 1 of 1

Include: ☐ FFLs ☐ Organizations ☒ Other

\* FastBound Contact Miller, George - 100 River Way, Mountain Top, MT, 00000

\* Serial Number RM12345A

\* Disposition Type Sale

Price 325

Disposition Note

4473 Type ☐ Paper ☒ Electronic ☐ N/A

New Contact

Amount

\$ 355.88

\$ 0.00

Subtotal \$ 325.00

Tax \$ 30.88

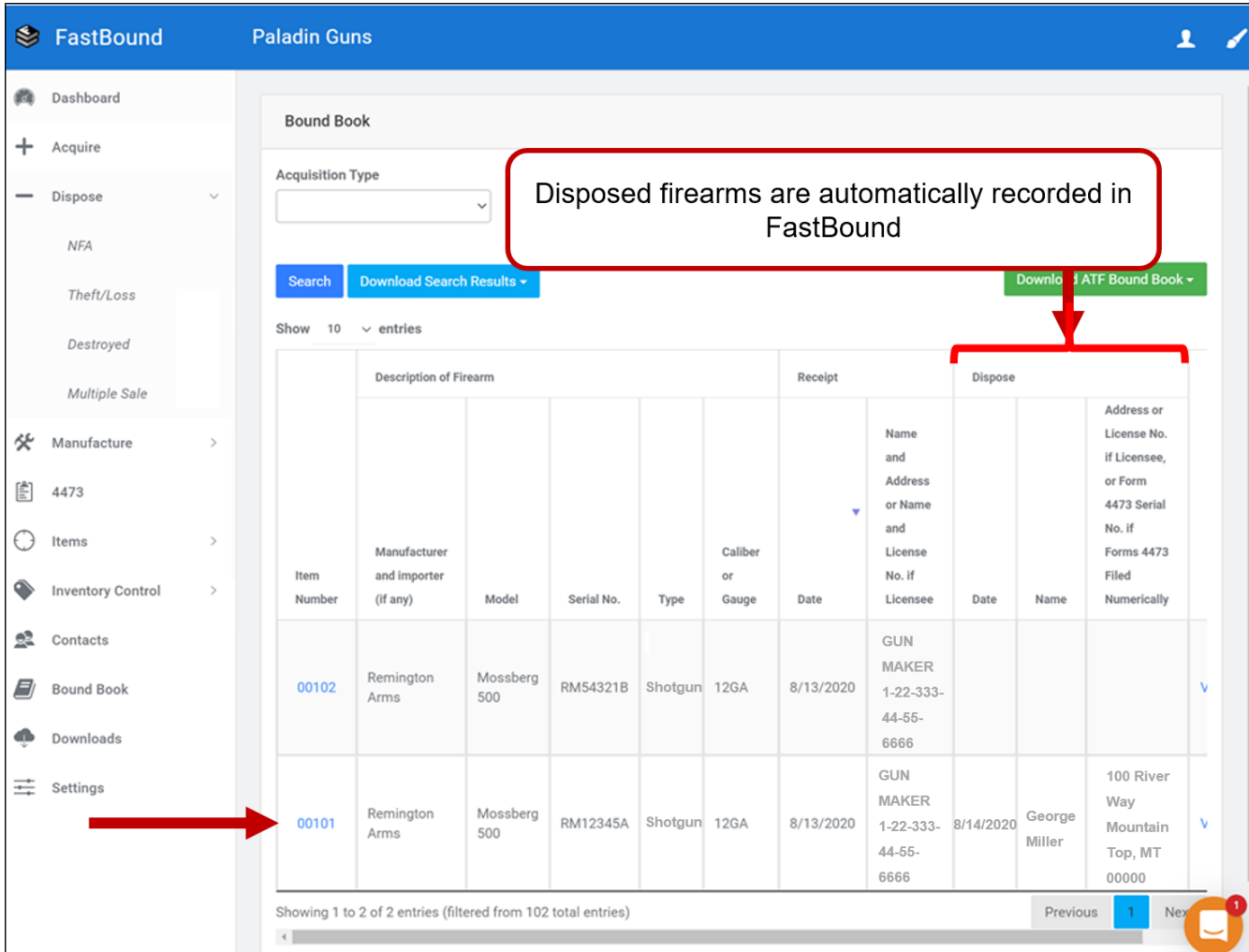
Total \$ 355.88

STEP 1 COMPLETE

Cash Charge Credit Card Check Coupon Store Transaction Print Quote Tax Schedule Delivery

- To complete a firearm sale, select or create a FastBound contact for the buyer.
- The contact list is from FastBound.
- You can associate an electronic 4473.

# Disposing firearms: FastBound is automatically updated



FastBound Paladin Guns

Bound Book

Acquisition Type

Disposed firearms are automatically recorded in FastBound

Search Download Search Results Download ATF Bound Book

Show 10 entries

Item Number	Description of Firearm					Receipt		Dispose		
	Manufacturer and importer (if any)	Model	Serial No.	Type	Caliber or Gauge	Date	Name and Address or Name and License No. if Licensee	Date	Name	Address or License No. if Licensee, or Form 4473 Serial No. if Forms 4473 Filed Numerically
00102	Remington Arms	Mossberg 500	RM54321B	Shotgun	12GA	8/13/2020	GUN MAKER 1-22-333-44-55-6666			
00101	Remington Arms	Mossberg 500	RM12345A	Shotgun	12GA	8/13/2020	GUN MAKER 1-22-333-44-55-6666	8/14/2020	George Miller	100 River Way Mountain Top, MT 00000

Showing 1 to 2 of 2 entries (filtered from 102 total entries)

Previous 1 Next

- When you complete the sale, the firearm will be automatically disposed in FastBound, unless there is a waiting period.
- Locations with a waiting period must perform the final disposition in FastBound.
- Paladin does not maintain disposition details.

Learn more and sign up at

<https://www.fastbound.com/partners/paladin/>



Scan this QR code with  
your mobile device



## Next Webinar:

***Introducing Our Latest QuickBooks Integration!***

September 1 @ 9am PT

Register: [portal.paladinpos.com/webinars](https://portal.paladinpos.com/webinars)



Check out our [Summer 2020 Release Guide](#) on the Help Portal.

***Expand your Paladin Knowledge:***

Stay relevant in retail:  
[paladinpointofsale.com/retailsience](https://paladinpointofsale.com/retailsience)

Self help at:  
[portal.paladinpos.com](https://portal.paladinpos.com)

Webinars available at:  
[portal.paladinpos.com/webinars](https://portal.paladinpos.com/webinars)

Follow us for Paladin news and updates:

